

113/2017 - 17 July 2017

June 2017

Annual inflation down to 1.3% in the euro area

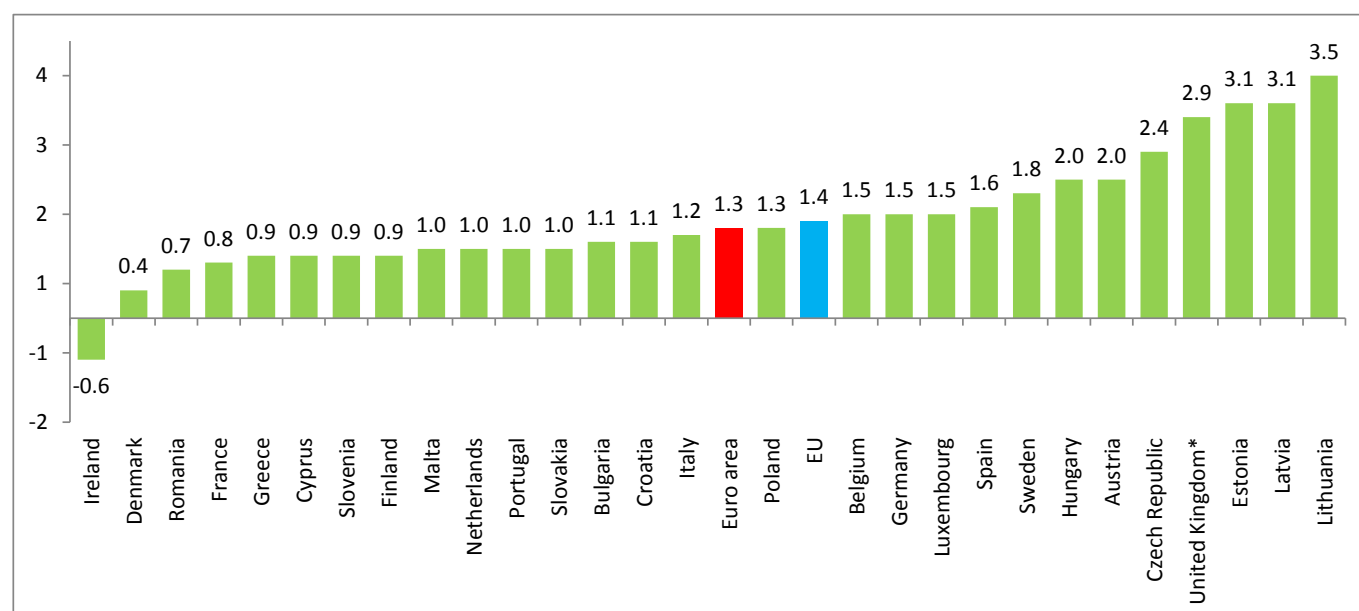
Down to 1.4% in the EU

Euro area annual inflation was 1.3% in June 2017, down from 1.4% in May. In June 2016 the rate was 0.1%. **European Union** annual inflation was 1.4% in June 2017, down from 1.6% in May. A year earlier the rate was 0.1%. These figures come from **Eurostat, the statistical office of the European Union**.

The lowest annual rates were registered in **Ireland** (-0.6%), **Denmark** (0.4%) and **Romania** (0.7%). The highest annual rates were recorded in **Lithuania** (3.5%), **Estonia** and **Latvia** (both 3.1%). Compared with May 2017, annual inflation fell in eighteen Member States, remained stable in three and rose in six.

The largest upward impacts to the **euro area** annual inflation came from accommodation services (+0.08 percentage points), package holidays (+0.06 pp) and tobacco (+0.04 pp), while telecommunication (-0.10 pp), social protection (-0.04 pp) and bread & cereals (-0.03 pp) had the biggest downward impacts.

Annual inflation rates (%) in June 2017, in ascending order



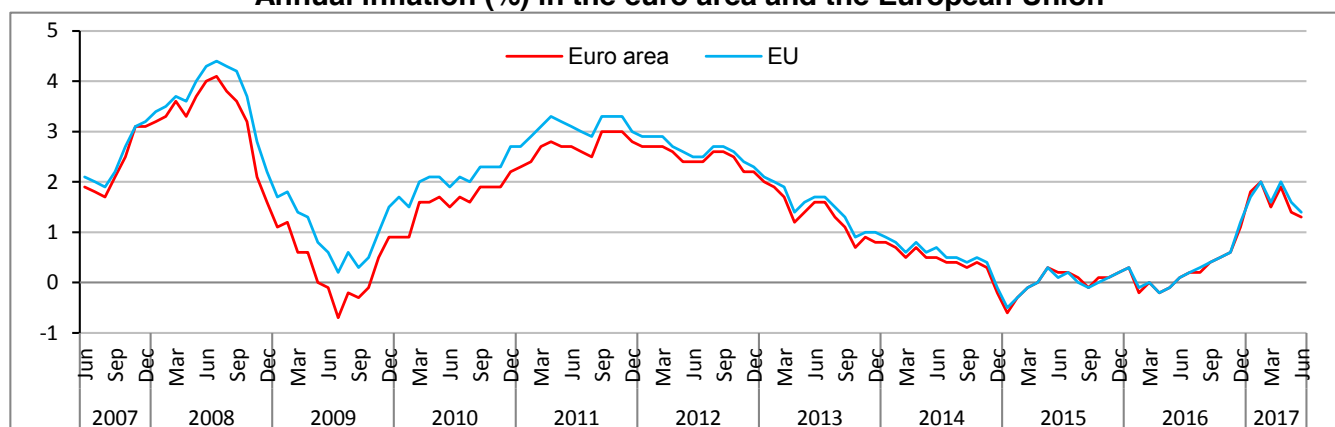
* Data for the United Kingdom are for May 2017.

Inflation rates (%) measured by the HICP

	Annual rate							Monthly rate Jun 17
	Jun 16	Jan 17	Feb 17	Mar 17	Apr 17	May 17	Jun 17	
Euro area	0.1	1.8	2.0	1.5	1.9	1.4	1.3	0.0
EU	0.1	1.7	2.0	1.6	2.0	1.6	1.4	0.0
Belgium	1.8	3.1	3.3	2.5	2.7	1.9	1.5	-0.1
Bulgaria	-1.9	0.4	0.9	1.0	1.7	1.4	1.1	-0.2
Czech Republic	-0.1	2.3	2.6	2.6	2.1	2.5	2.4	0.0
Denmark	0.1	0.7	0.9	0.9	1.0	0.7	0.4	-0.2
Germany	0.2	1.9	2.2	1.5	2.0	1.4	1.5	0.2
Estonia	0.4	2.8	3.4	3.0	3.6	3.5	3.1	0.1
Ireland	0.1	0.2	0.3	0.6	0.7	0.0	-0.6	0.1
Greece	0.2	1.5	1.4	1.7	1.6	1.5	0.9	0.7
Spain	-0.9	2.9	3.0	2.1	2.6	2.0	1.6	0.1
France	0.3	1.6	1.4	1.4	1.4	0.9	0.8	0.0
Croatia	-1.2	0.9	1.4	1.1	1.4	1.0	1.1	0.4
Italy	-0.2	1.0	1.6	1.4	2.0	1.6	1.2	-0.2
Cyprus	-2.0	0.7	1.4	1.5	2.1	0.9	0.9	0.3
Latvia	-0.6	2.9	3.2	3.3	3.3	2.7	3.1	0.4
Lithuania	0.4	2.5	3.2	3.2	3.5	3.2	3.5	0.2
Luxembourg	-0.4	2.5	2.7	2.5	2.6	1.9	1.5	0.0
Hungary	-0.1	2.4	2.9	2.7	2.3	2.1	2.0	0.1
Malta	1.0	1.4	1.2	1.2	1.1	1.1	1.0	1.0
Netherlands	-0.2	1.6	1.7	0.6	1.4	0.7	1.0	-0.3
Austria	0.6	2.1	2.4	2.1	2.3	2.1	2.0	-0.1
Poland	-0.4	1.4	1.9	1.8	1.8	1.5	1.3	-0.1
Portugal	0.7	1.3	1.6	1.4	2.4	1.7	1.0	-0.5
Romania	-0.7	0.3	0.5	0.4	0.6	0.5	0.7	-0.1
Slovenia	0.0	1.5	2.5	2.0	1.7	1.5	0.9	-0.1
Slovakia	-0.7	0.8	1.2	1.0	0.8	1.1	1.0	0.0
Finland	0.3	0.9	1.4	0.9	1.0	0.9	0.9	0.0
Sweden	1.2	1.5	1.9	1.4	2.0	1.8	1.8	0.1
United Kingdom	0.5	1.8	2.3	2.3	2.7	2.9	:	:
Iceland	1.6	-0.6	-0.2	-1.4	-0.8	-2.5	-2.6	0.8
Norway	4.1	2.9	2.7	2.5	2.3	2.2	1.9	0.4
Switzerland	-0.6	0.3	0.7	0.5	0.7	0.4	0.4	0.0

: Data not available
The source dataset is available [here](#).

Annual inflation (%) in the euro area and the European Union



Euro area inflation rates (%), selected aggregates

	Weight (‰)	Annual rate							Monthly rate
		2017	Jun 16	Jan 17	Feb 17	Mar 17	Apr 17	May 17	
All-items HICP	1000.0	0.1	1.8	2.0	1.5	1.9	1.4	1.3	0.0
All-items excluding: > energy	904.7	0.9	1.1	1.2	0.9	1.3	1.1	1.2	0.1
> energy, unprocessed food	829.5	0.8	0.9	0.9	0.8	1.2	1.0	1.2	0.2
> energy, food, alcohol & tobacco	708.8	0.9	0.9	0.9	0.7	1.2	0.9	1.1	0.2
> energy, seasonal food	864.3	0.8	0.9	0.9	0.7	1.2	1.0	1.2	0.2
> tobacco	976.3	0.0	1.7	2.0	1.5	1.8	1.4	1.2	0.0
Food, alcohol & tobacco	195.9	0.9	1.8	2.5	1.8	1.5	1.5	1.4	-0.2
> processed food, alcohol & tobacco	120.8	0.5	0.7	0.8	1.0	1.1	1.5	1.6	0.1
> unprocessed food	75.1	1.4	3.5	5.3	3.1	2.2	1.6	1.0	-0.8
Energy	95.3	-6.4	8.1	9.3	7.4	7.6	4.5	1.9	-0.9
Non-energy industrial goods	263.1	0.4	0.5	0.2	0.3	0.3	0.3	0.4	-0.4
Services	445.7	1.1	1.2	1.3	1.0	1.8	1.3	1.6	0.6

Sub-indices with largest impacts on euro area annual inflation

		Weight (‰)	Annual rate (%)	Impact (pp)
		2017	Jun 17	Jun 17
11.2	Accommodation services	19.1	4.7	0.08
09.6	Package holidays	17.3	5.0	0.06
02.2	Tobacco	23.7	3.1	0.04
01.11	Bread and cereals	26.3	0.1	-0.03
12.4	Social protection	16.0	-1.0	-0.04
08.2/3	Telecommunication	30.6	-1.8	-0.10

Geographical coverage

The **euro area** consists of Belgium, Germany, Estonia, Ireland, Greece, Spain, France, Italy, Cyprus, Latvia, Lithuania, Luxembourg, Malta, the Netherlands, Austria, Portugal, Slovenia, Slovakia and Finland.

The **European Union** includes Belgium, Bulgaria, the Czech Republic, Denmark, Germany, Estonia, Ireland, Greece, Spain, France, Croatia, Italy, Cyprus, Latvia, Lithuania, Luxembourg, Hungary, Malta, the Netherlands, Austria, Poland, Portugal, Romania, Slovenia, Slovakia, Finland, Sweden and the United Kingdom.

The euro area and European Union data refer to the respective country compositions at a specific point in time. New Member States are integrated into the aggregates using a chain index formula.

Data for the United Kingdom for June 2017 were not available in time for publication. Due to this fact the EU totals have been calculated using Eurostat estimates.

Methods and definitions

The **annual rate** measures the change of the Harmonised Indices of Consumer Prices (HICP) between a month and the same month of the previous year, and the **monthly rate** compares the indices between the two latest months.

An **impact** is a measure showing the change in the inflation due to the inclusion of a sub-index. The impact takes account of both the weight and whether the inflation for that sub-index is higher or lower than the all-items inflation rate.

Revisions and timetable

A flash estimate of euro area inflation is issued at the end of each reference month. The euro area flash estimate for June 2017, published on 30 June 2017, was 1.3%.

The next flash estimate of euro area inflation with data for July 2017 is scheduled for 31 July 2017.

For more information

Eurostat [website section](#) on inflation

Eurostat [database section](#) on inflation

Eurostat [Statistics Explained article](#) on inflation in the euro area

Eurostat [metadata](#) on inflation


Eurostat €-indicators [release calendar](#)

Issued by: **Eurostat Press Office**


For further information on methodology:

Vincent BOURGEAIS
Tel: +352-4301-33 444
eurostat-pressoffice@ec.europa.eu

Lenka VALENTA
Tel: +352-4301-33 176
estat-hicp@ec.europa.eu

 **Media requests:** Eurostat media support / Tel: +352-4301-33 408 / eurostat-mediasupport@ec.europa.eu

 [EurostatStatistics](https://www.facebook.com/EurostatStatistics)

 ec.europa.eu/eurostat/

 [@EU_Eurostat](https://twitter.com/EU_Eurostat)